

Kilden teater – og konserthus

Technical Specifcation – Theatre 2025



Contact information

Technical Coordinator :

Shane Bruke

Tel 9596809

E- mail : shane.burke@kilden.com

Theatre:

Auditorium:

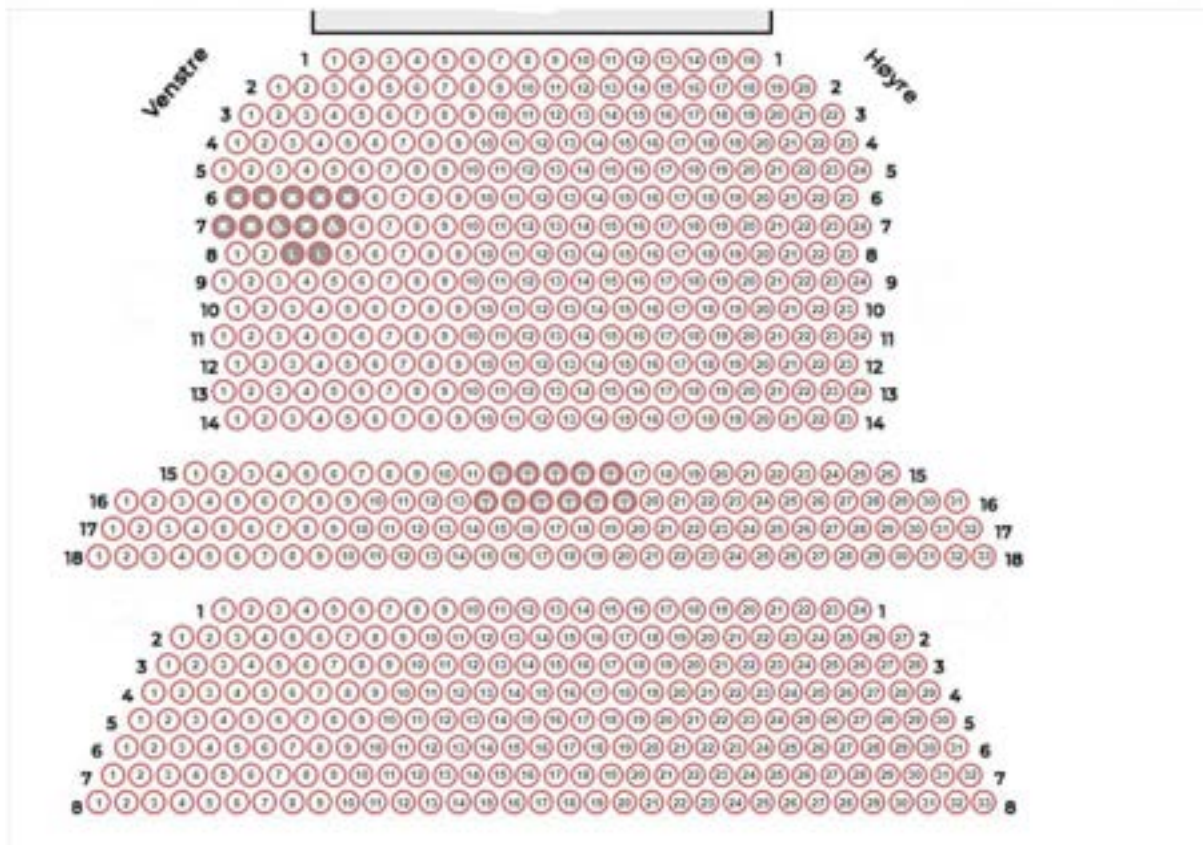
Kilden has a modern traditional proscenium style stage providing patrons with familiar theatre feel.

Stalls seating can be with drawing to allow for more configurations. Rows 1,2 and 3 can be removed to allow for an orchestra pit or an extended stage.

Capacity:

With a standard stage and no wheelchairs 661 seats (With 2 wheelchairs 651)

With an extended stage or orchestra pit with wheelchair's 593.



Kilden Theatre auditorium.

Stage:

Standard Stage:

Width 11 m (with standard legs)

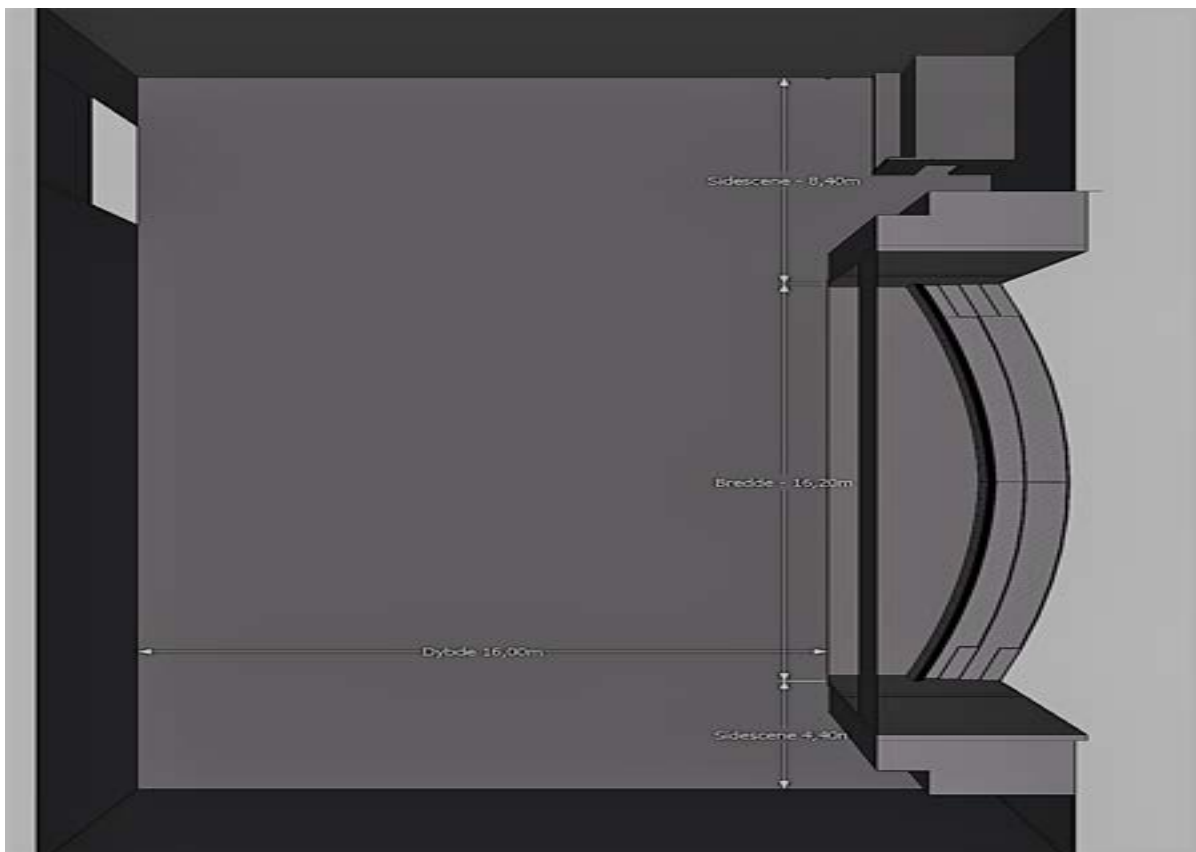
Depth 16 m

Proscenium:

Height 6.9m

Max Rigg height 18.m

Black wooden ground floor stage with several 1-meter hatches with a load capacity of 750kg/m². Crossovers if needed are not a problem.



Kilden theatre stage

Power:

The theatre hall has a total of 4 x 63A distribution cabinets, and 2 x 125A courses.

All 3-phase power outlets are 400V, CEE-form connectors

All 1-phase power outlet is 230V, Schuko connectors

Note Max power 63amps 3 p per box

Power	Capacity	Position
2x	125-amp 3p	stage right
2x	63-amp 3p	stage right
4x	32-amp 3p	stage right
2x	16-amp 3p	stage right
4x	16-amp 1p	stage right
1x	63-amp 3p	stage left
2x	32-amp 3p	stage left
1x	16-amp 3 p	stage left
2x	16-amp 1p	stage left
2x	32-amp 3p	loft
1x	63-amp 3p	Under stage
2x	32-amp 3p	Under stage
1x	16-amp 3p	Under stage
2x	16-amp 1p	Under stage



125 A 3 p and 2 x 63-amp boxes stage right.



63-amp 3p box stage left.

Note: There are more 230 v 16-amp 1 p available from sound and lighting.

Back Stage Area

Stage Right Approx- 52 m sq

Stage Left Approx- 115m sq

Stage managers position can be on either side of the stage on request.

No quick- change room available, however one can be arranged if requested and agreed

Wheelchair toilet available next to backstage.

The greenroom is in close proximity to the stage equipped with a fridge, sink , microwave oven, lounges and tables.

Rear stage / loading bay area

8m x 10m assembly hall, with painted pine floor. Free height 5.7m (5.5m under crane).

1 x traverse crane, SWL 800kg.

Please be aware this is a shared spaced however can be cleared on agreed request.



Loading bay area




Greenroom



Stage manager position

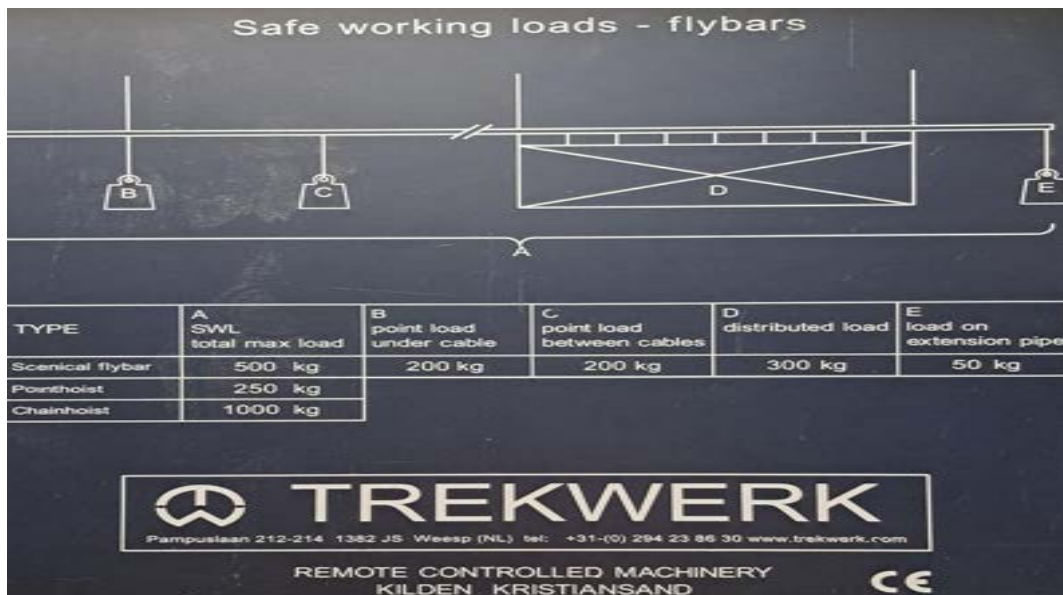


Stage Left



Stage Right

Flying system



The theatre has an advanced flying system from Trekwerk with 40 horizontal fly bars and 2 side vertical flying bars. There is an adjustable proscenium bridge and flexible 1- ton hoists med lifting points. In total about 24 tons can be lifted from the roof and all horizontal bars are 15.5m. wide with the possibility to some extension.

Our Theatre has a fully programmable Trekkverk TNM ceiling system, consisting of:

- 42 x motorized stage features
- 8 x removable 250kg point lifts
- 9 x movable 1000kg engine hoists
- Motorized carpet
- PA truss
- Proscenium bridge with walkway

Position	Motor nr.	Width (m)	Mak's Height (m)	SWL A				
PA truss	104	16	9,7	750kg	-	-	-	-
Prosc Bro.	100	16,2	8,4	1000kg	-	-	-	-
Red Curtains	102	16,2	18	500kg	-	-	-	-
FOH Board + Legs	101+103	15,5	18	500kg	-	-	-	-
Horizontal	3 – 40	15,5	18	500kg	-	-	-	-
Side	91 + 92	12	17,5	500kg	-	-	-	-
Point hoist	121 - 128	-	18	250kg	-	-	-	-
Chain Hoist	141 - 149	-	18	1000kg	-	-	-	-

In addition, FOH truss is controlled by a separate control panel.

Position	Wide	Type	SWL Total	Maximum Load per Rig point	Max load CPL	Max load UDL	Max over hang load
Advance.truss	14m	Prolyte S36R	1500kg	800kg	600kg	110kg/m	300kg
FOH truss 1	15m	Prolyte H40V	1350kg	800kg	500kg	90kg/m	250kg
FOH truss 2	14m	Prolyte H40D	600kg	350kg	200kg	40kg/m	100kg
FOH truss 3	12m	Prolyte H40D	600kg	350kg	200kg	40kg/m	200kg

All use of the flying system and rigging must be clarified with Kilden before loading, and all loads must be document. If you bring your own rig equipment, Kilden can request documentation of annual inspection and certification of this.

Access

Access to stage is via loading bay door straight through to stage fire door and onto the stage. The loading bay and stage are at ground level with not ramps or steps. Clear access for a 40ft truck to loading bay door on request.

B. 3.8 m

H.5.7 m



Loading Bay Door



Stage Fire Door

Curtains:

Kilden has a large quantity of various legs, borders, and full blacks to cover various unique performances and we can adapt to your requirements provided we have sufficient information within a reasonable time frame.

LG Scissor Lift:

JLG 2630ES (standing height 7.9 m) (working height 10 m)

Vertical Lift, Mast lift:

Max load 150 kg. (standing height 10 m) (working height 12m)

Ladders:

3x Zarges, tallest has a max height of 6.1 m and 150 kg max load. Numerous A Frame ladders, tallest A Frame has a max height of 2.5 m. All ladders and mechanical lifts are for all venues.

Please check availability. Access

Access to stage is via loading bay door straight through to stage fire door and onto the stage. The loading bay and stage are at ground level with no ramps or steps. Clear access for a 40ft truck to loading bay door on request.

Communication & Dressing Rooms.

All dressing rooms are located on the 1st & 2nd with a live audio link to the theatre hall. There are also stage cans & que lights on request. Walkie Talkies are available with earpieces for communication between your company and the crew. All 2nd floor dressing rooms have a shower.



Dressing Room 11

Laundry:

Located on 2nd floor, 2 x washing Machines, 1 x Dryer and ironing facilities with the laundry. Facilities are shared among all our venues.

Note:

Stage podiums, dance marley, music stands, note lamps, rigging and grand pianos etc available by appointment. Please contact the technical coordinator in due time to discuss the needs of your production.

Lighting:

Kilden are not allowed to disconnect parts of, or the total fire detection system at Kilden. The detectors can be adjusted to take different amounts of haze/smoke. All use of haze/smoke or pyro effects must be tested and approved by the technician responsible for the specific performance at Kilden.

Note:

On 11.2.21 Kilden has been recertified as an environmental lighthouse for a 3-year period. As a result, Kilden has a stronger policy when it comes to the use of stage smoke & haze. For further information please contact Kilden's Technical Co-ordinator or check link <https://eco-lighthouse.org/>

Console IP 192.168.211.001

Grand MA 3 Light with 8 Universe's Scan/artnet or dmx connection available.

Profiles

Robert Juliet 614sx 1200w 16-35 °	68 pcs
Robert Juliet 613sx 1200w 28-54 °	22 pcs
Robert Juliet 714sx2 2500w 15-40 °	22 pcs

Fresnel:

Robert Juliet 310HF 1200W	42 pcs
Robert Juliet 329HF 2500W	20 pcs

Parcans:

Par64	40 pcs
-------	--------

Cyc:

Iris 1200w Flood 1-cell	12 pcs
Elation Sixbar1000	24 pcs

Moving lights:

Martin MAC III Performance 1500w HMI	8 pcs
Martin Mac Encore Wash WRM	32pcs
Martin Mac Encore Performance CLD	10 pcs
Viper XIP (Front trusses	10 pcs

Scrollers:

Chroma plus 20 frame 6" For Pars. 20 pcs

Dimmers:

AVAB CAB Modular dimmer rack from State Automation

"Australia" 432 x 3 kw patchable dimmer circuits.

158 x 3 kw patchable non dim relay circuits.

44 x 5 kw patchable dimmer circuits.

12 x 5 kw patchable non-dim relay circuits.

Smoke:

MDG Atmosphere 2 pcs

Antari Z1500 II 2 pcs

Follow spot:

Robert Juliet Aramis 1013 2 pcs

Note:

Additional light sources, side lighting etc. maybe available by appointment. Please contact the technical coordinator in due time to discuss the needs of your production.

Av:

30K Digital Projection Satwite Titan Head 4K-UHD only for front projection screens.

Kilden has 15 k EB -L17755U projectors for back projection and backdrops.(Rigged on request)

Projector Screen:

A verity of screens available please check.

Signal Distribution:

Video distribution via SDI – terminated coaxial cable. Cable is specified to carry 3G SDI signal. The theatre has a total of 21 x 2 termination points. (signal to/from box)

Note:

Additional AV equipment maybe available by appointment. Please contact the technical coordinator in due time to discuss the needs of your production.

Sound:**PA:**

BSS Soundweb matrix

30x d&b CCL Line - array top L-C-R (d&b D90 amps)

8x d&b CCL sub - flown (d&b D90 amps)

6x d&b 44S frontfills (d&b D 90 amps)

VP7212/95 DPDA delay zone gallery

12x JBL 8350 and 4x JBL AC28 surround sound (6 channels) (Crown amplifiers)

Mixer:

Studer Vista V TM Infinityseries TM

Monitors:

Martin XE 300

Note:

Additional sound equipment maybe available by appointment. Please contact the technical coordinator in due time to discuss the needs of your production.



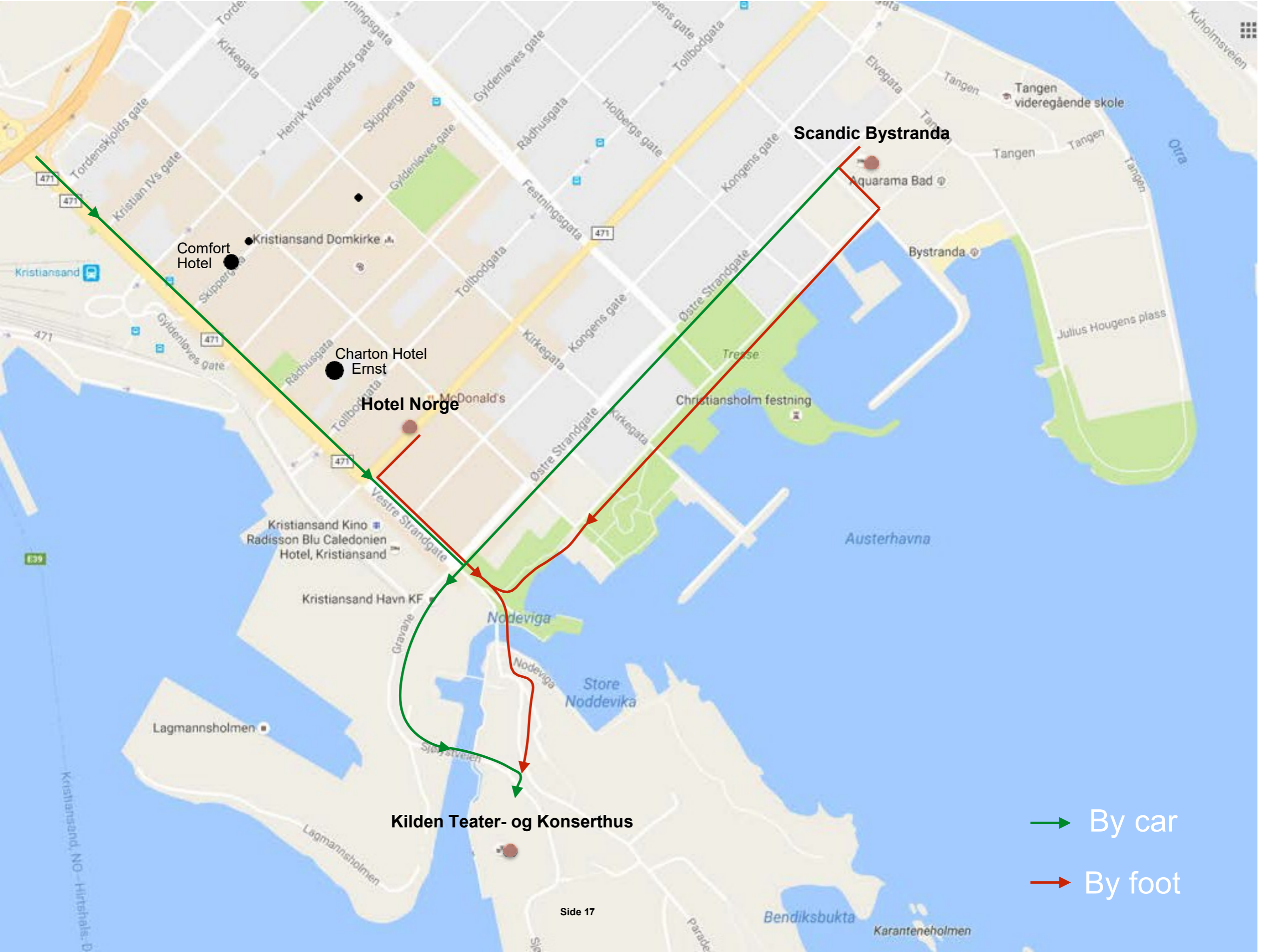
Kilden Theatre stalls in.



Kilden Theatre stalls out.



Kilden Theatre Stage with standard legs



Comfort Hotel

Kristiansand Domkirke

Chariton Hotel Ernst

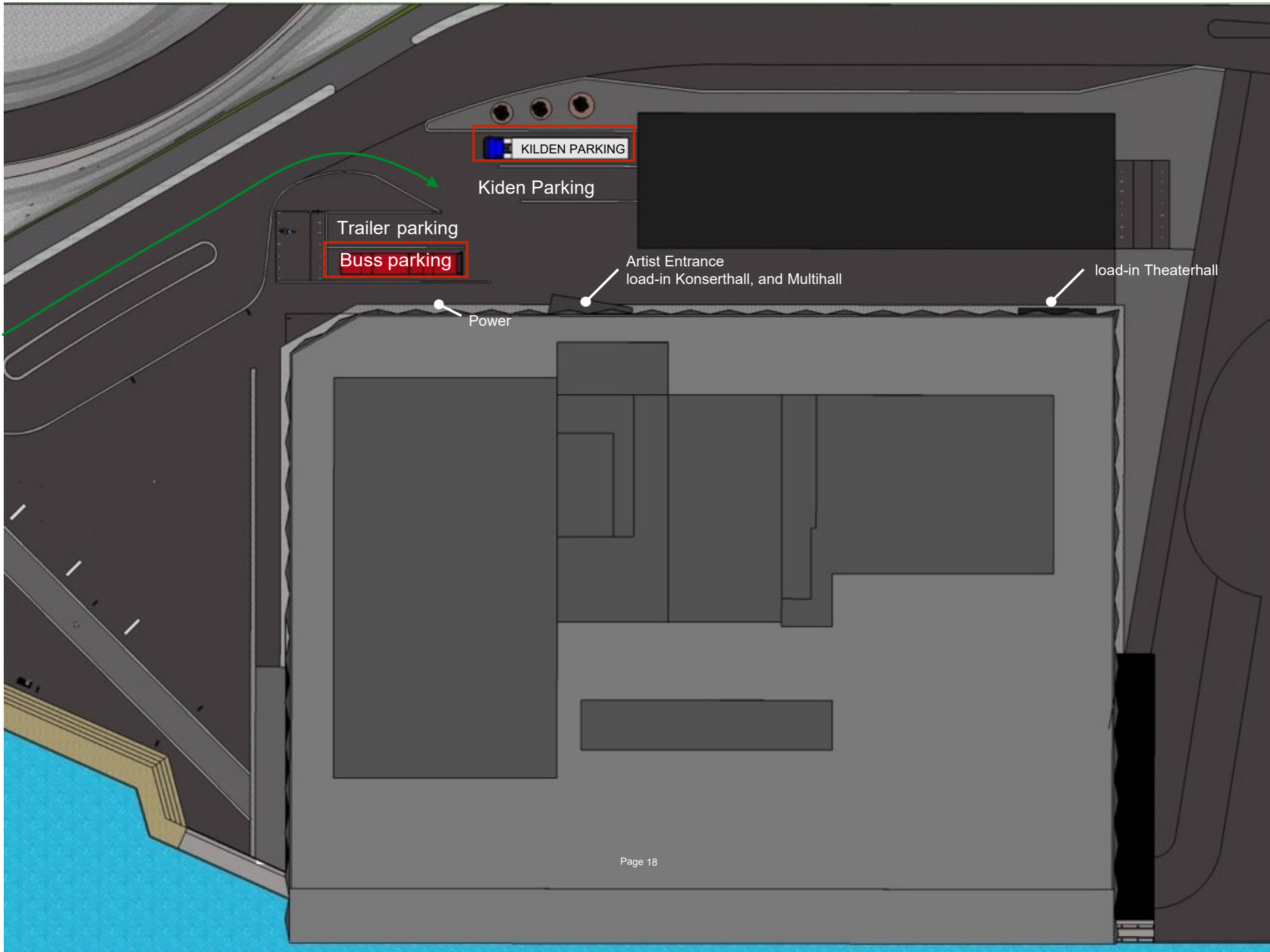
Hotel Norge

Kilden Teater- og Konserthus

Scandic Bystranda

By car

By foot



KILDEN PARKING

Kiden Parking

Trailer parking

Buss parking

Artist Entrance
load-in Konserthall, and Multihall

load-in Theaterhall

Power

